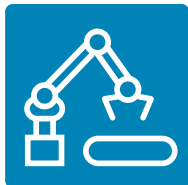


Singapore R&D landscape

A*Star achievements in RIE*2015 (2011-2015)



8,965
industry
projects



Catalysing over
S\$1.6 billion
in industry
R&D spending



Developing
the innovation
ecosystem:

1,030
licences



More than **70%** of licences
signed with local SMEs
and startups



Attracting over **S\$90 million**
in follow-on funding



Expanding innovative capacity of
local enterprises:



A*Star has worked on **over 4,000 projects**
with local enterprises in RIE2015**



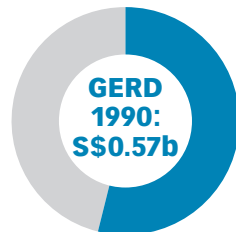
339 researchers
seconded **164 SMEs**



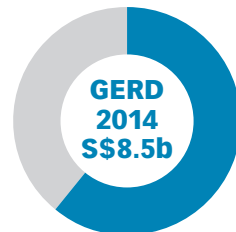
More than **1,800**
technology adoptions

Mature Ecosystem

■ Public Expenditure on R&D
■ Business Expenditure on R&D



46% S\$0.26b
54% S\$0.31b



39% S\$3.31b
61% S\$5.22b

**Compound annual
growth rate
(1990 – 2014): 11.9%**

GERD: General Expenditure on R&D

* Research Innovation & Enterprise

** Excluding engagements with SMEs under A*Star Technology Adoption Programme